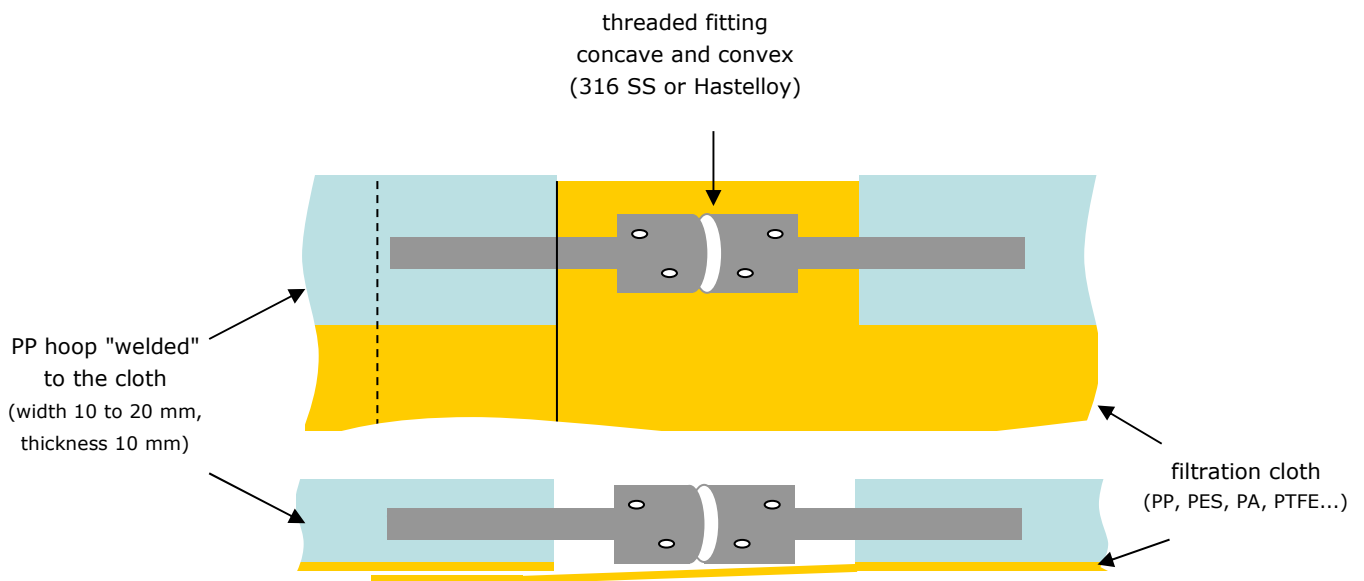


"OPLA" BASKET CENTRIFUGE CLOTH MOUNTING

PRESENTATION OF THE DEVICE

Two polypropylene flat hoops are welded to the filtration cloth. Mounting is achieved by extending each hoop in the basket by means of two threaded fittings.





**Optimisation
de Procédés d'Essorage**

Le Clos des Vignes 2,
F - 69360 Sérézin du Rhône
Tel : 33 (0) 4 37 28 80 06
Fax : 33 (0) 4 26 68 98 59
e-mail : accueil@essorage.fr
web : www.essorage.fr

**"OPLA"
BASKET CENTRIFUGE
CLOTH MOUNTING**

INSTALLATION PRINCIPLE

- The cloth is supplied in the form of a cylinder of approximately 60 cm diameter (dependant on precise basket diameter).
- The cloth is unfolded and flattened against the basket wall.
- The 2 threaded fittings (concave and convex) of the first hoop are mated and unscrewed (to increase the diameter of the assembly). The 2 fittings are unscrewed until the hoop is pressing against the wall.
- The same process is applied to the other two fittings of the second hoop assembly.
- The hoops are pulled apart as far as possible to spread and stretch the cloth.
- The 4 fittings are unscrewed until the hoops are pressed hard against the wall so no slippage may occur.

OPLA, its done !

ADVANTAGES

- Fast and easy installation (5 to 15 min depending on basket configuration)
- The hoops can fit in a groove or against the wall (depending on basket configuration)
- Can be used on ALL known baskets in service without modification
- No cloth to recut, no ropes, hence no potential pollution of the batch with fibers or threads.
- Cloth perfectly stretched and overlap stand up against the basket.
- Residual layer reduced to less than 10 mm if the hoops can fit in grooves or if the scraper corners are cutaway.
- Reusable assembly.
- Usable with any synthetic cloth.
- Non deformable hoops (contrary to stainless steel hoops)




**Optimisation
de Procédés d'Essorage**

Le Clos des Vignes 2,
F - 69360 Sérézin du Rhône
Tel : 33 (0) 4 37 28 80 06
Fax : 33 (0) 4 26 68 98 59
e-mail : accueil@essorage.fr
web : www.essorage.fr

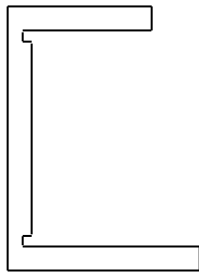
"OPLA" BASKET CENTRIFUGE CLOTH MOUNTING

INFORMATION TO BE SUPPLIED for a quote

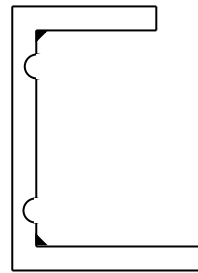
- Location :
- Brand and type of basket centrifuge :
- Basket diameter:
- Basket height :
- Cloth currently used :
- Type of cloth mounting (cross out the 3 configurations that do not apply) :



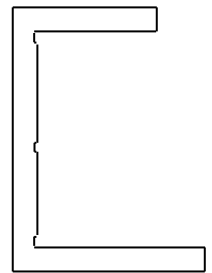
A/ Fixed with ropes
(grooves in alignment with
perforated wall)



B/ Fixed with ropes
(grooves perpendicular
to the perforated wall)



C/ Fixed with
round hoops



D/ Fixed with
flat hoops